













Legend

	City Limits	ROAD_TYPE		PAPER	
	Stockpile		CITY		PRIVATE
	Cemeteries		COUNTY ASPHALT		STATE HWY
			COUNTY GRAVEL		TOWNSHIP
			KANSAS TURNPIKE		US HWY

RICHLAND TOWNSHIP

2018

Butler County makes no warranties regarding the information contained herein.
Any resale and/or manipulation of this data is strictly prohibited.

