













**Legend**

	City Limits	<b>ROAD_TYPE</b>		PAPER	
	Stockpile		CITY		PRIVATE
	Cemeteries		COUNTY ASPHALT		STATE HWY
			COUNTY GRAVEL		TOWNSHIP
			KANSAS TURNPIKE		US HWY

# DOUGLASS TOWNSHIP

## 2018

Butler County makes no warranties regarding the information contained herein.  
Any resale and/or manipulation of this data is strictly prohibited.

